

ARE YOU A PRESCHOOL SLP?

Click anywhere on this page to check out our new subscription boxes!

Lesson plans, ready to go for you! ↓

Mini Objects



- Adorable mini objects corresponding with the month's theme.
- Screen printed storage bag and card deck holders for easy storage.
- Made to correspond perfectly with the printable resources for fun, no-prep, speech therapy!

Boom Cards™



- Over 80 slides targeting anywhere from 5-10 common language concepts.
- Interactive & engaging activities with easy to follow instructions.
- Easily accessible through your free Boom Learning™ account.

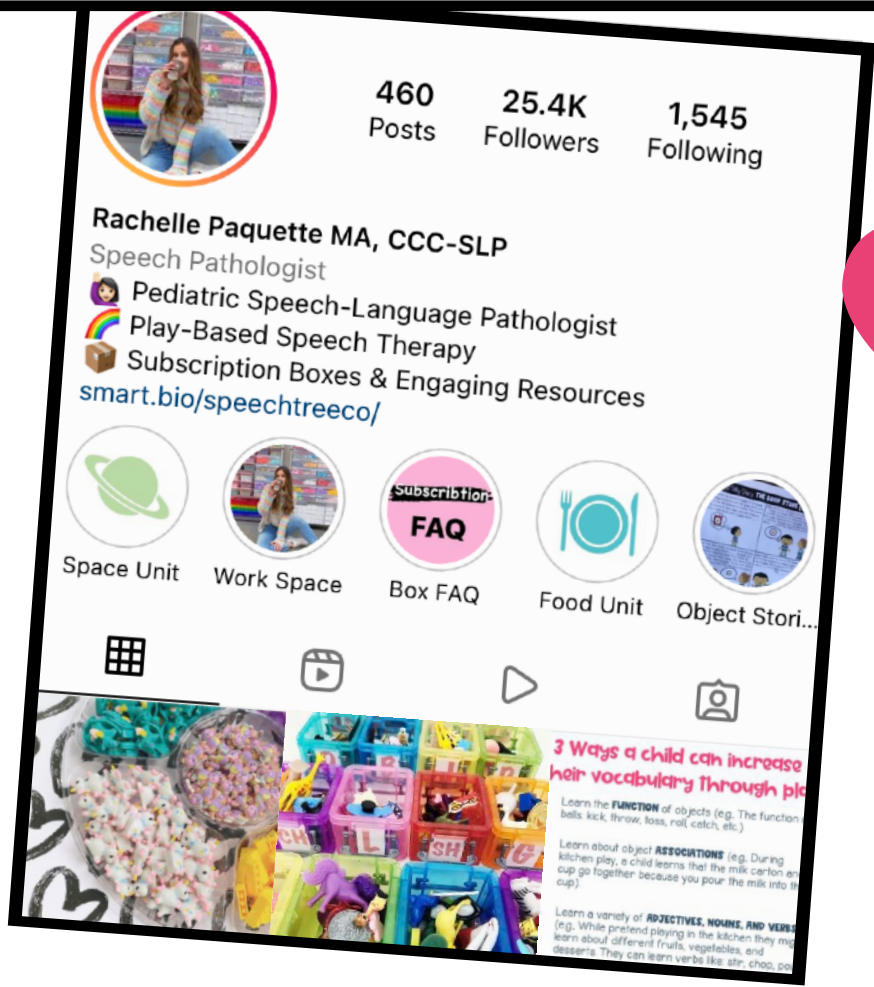
Printables



- Printable resources targeting anywhere from 5-10 common language concepts, delivered directly to your inbox.
- No prep required. Just print & go!
- Pre-laminated and pre-cut flashcards to go with your printable resources.



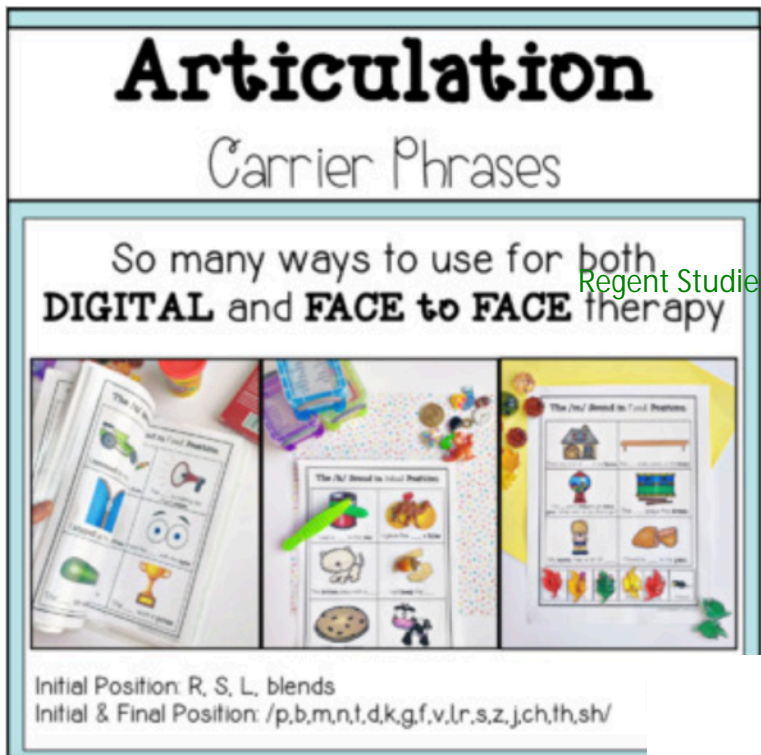
MINI OBJECTS, BOOM CARDS, PRINTABLES, SUPPORTING RESEARCH & MORE!



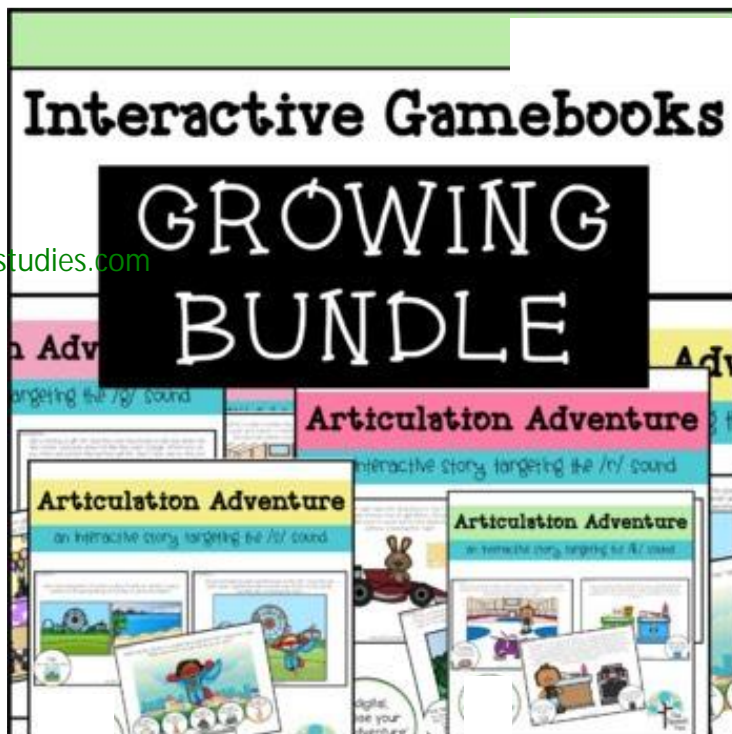
Follow along with me on Instagram for information about upcoming mini object launches and engaging therapy ideas!



My best selling digital product. Never spend time thinking of a carrier phrase again!



My FAVORITE resource for articulation. Click the photo below to check out my favorite resource that always gets my students excited about therapy !!



INSTRUCTIONS

THIS FREEBIE INCLUDES 3 STORIES LOADED WITH CVC TARGETS. USE THESE STORIES TO ADDRESS CVC SYLLABLE SHAPES AND/OR FINAL CONSONANT DELETION. EACH OF THE STORIES INCLUDES THE 4 COMPONENTS BELOW.

Part One:

- Picture grid. This page has images for 9 of the CVC targets that can be found in the story. You can use this page to drill at the word level. You can also use this page as a visual while reading the story. Let your student go on a word hunt and stop you whenever they hear one of the 9 words in the story. Your student can practice the word and mark them off as they hear them.


Part Two & Three:

- Story & Story Visuals (2 pages). The first page contains the story. The story is loaded with CVC targets. All CVC words are underlined. You can pick and choose the target words you want to use with your student as you read the story. The second page contains images that go along with the story. Let your student follow along with the pictures while you read the story. They can point out all of the CVC words that they see in the pictures. You can ask your student questions throughout the story that will set them up to answer with target word (e.g., "What fell on the parrot's head?" "What did the ram eat?" etc). You also have the option to laminate and cut out the story images. Your student can put them back in order as they retell the story in their own words (Language + Speech!).

Part Four:

- This page has an image that is related to the story (i.e., net, tin, puddle). After or while reading the story, your student can place different mini objects/erasers onto the images. For example, you can say: "Sam used a net to catch her bird. What else did Sam catch in her net". Let the student place different items onto the net while they say "NET". For the phrase level, your student can say "IN THE NET". For the sentence level, your student can say "THE ___ IS IN THE NET."

Sam's Tea Party



HAT



SIT / SAT



SET



PET / PAT



CUP



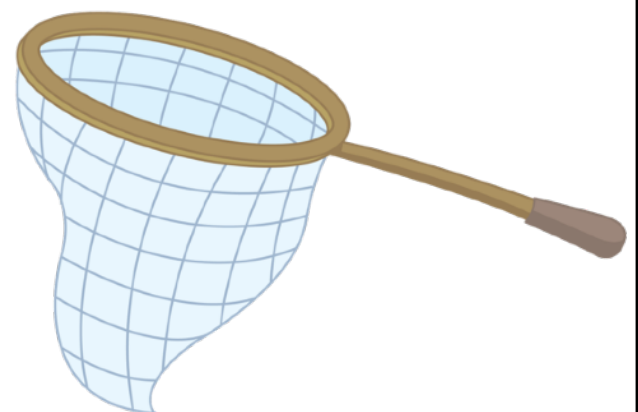
WET



HEAD




VET





NET

Sam's Tea Party

Sam puts her hat on and has a seat in her chair. She places her tea set on top of the table. Sam is having a tea party with her pet parrot. Oh no! Her parrot knocks over the tea set. The parrot falls down and the cup lands on his head. He is wet. The parrot gets scared and flies out the window. Sam runs out and catches him with a net. She sees that his wing is hurt and takes him to the vet. Sam waits at the vet for ten minutes. "All done!" the vet says. Sam is glad her pet is feeling better. She gives her parrot a pat on the head.




Sam's Tea Party



Sam's Tea Party


Sam used a net to catch her bird. What else did sam catch with her net?



Regent Studies | www.regentstudies.com

"net"

A Friendly Race



FIN



PIN



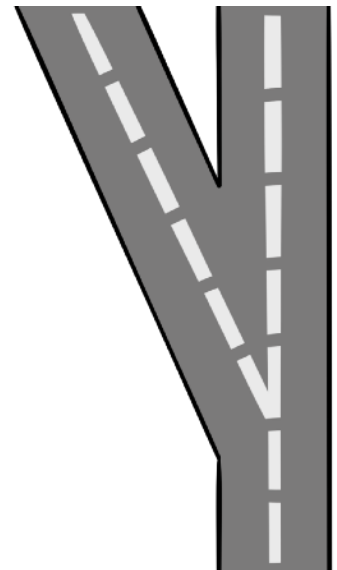
SAD




MOM



BIN



ROAD



TIN




RACE



WIN

A Friendly Race

Cam and Jake are going to have a fun race today. Jake puts on his red helmet. Cam puts on his blue helmet. The blue helmet has a fin on top of it like a shark! "Ready set go!" The boys begin to skate down the road. Cam does a trick! He jumps over a bin. Cam looks back and sees that Jake has fallen down. There was a pin in a tin in the middle of the road! Jake's board hit the tin and Jake fell down. The pin scratched his shin. Jake is sad. Cam reaches down to pick Jake up. Cam and Jake walk to the finish line together. Now they both win! Cam and Jake's mom is proud. "Good job boys!" She says.




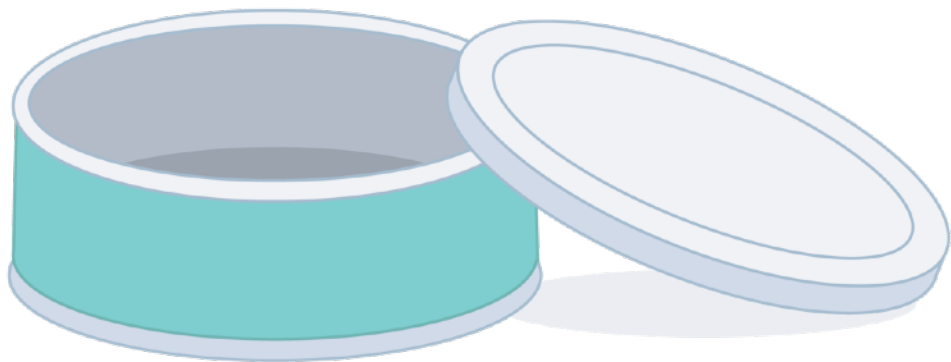
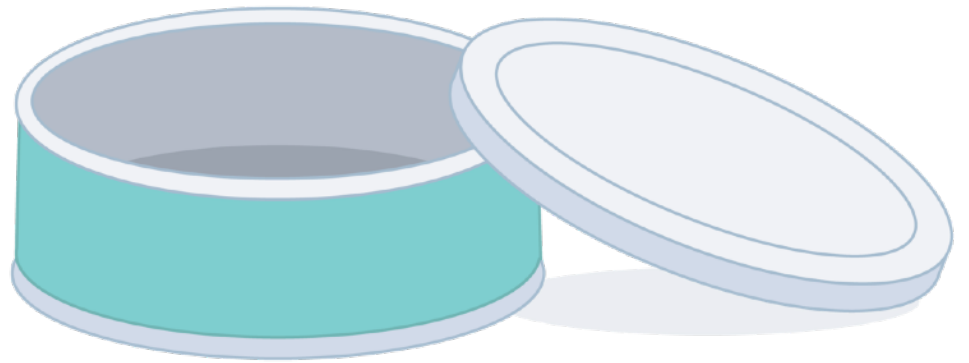
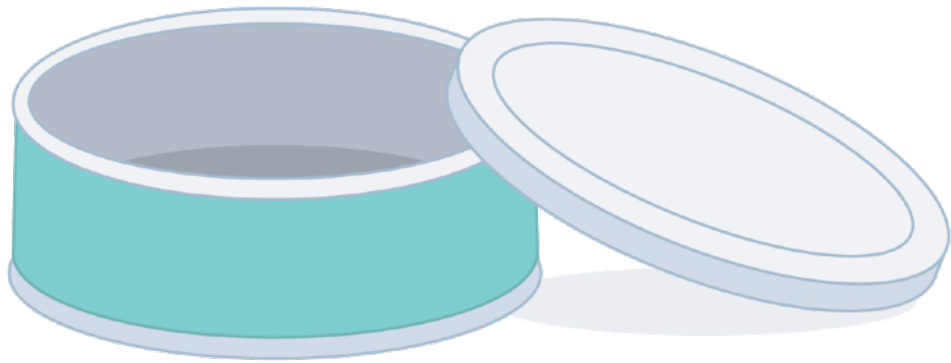
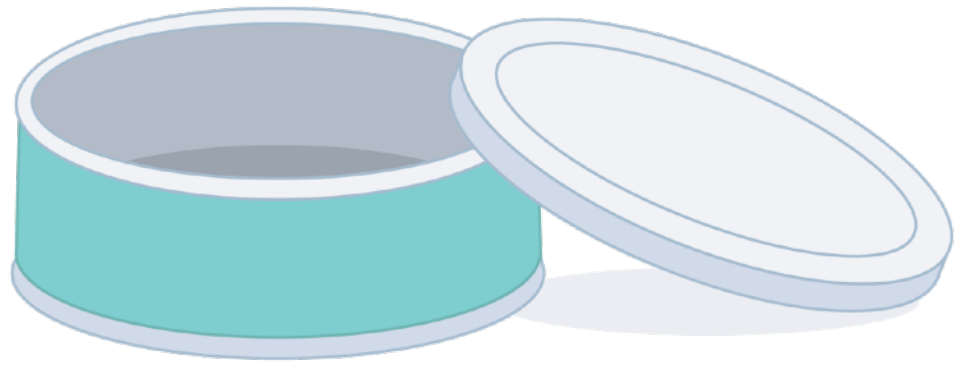
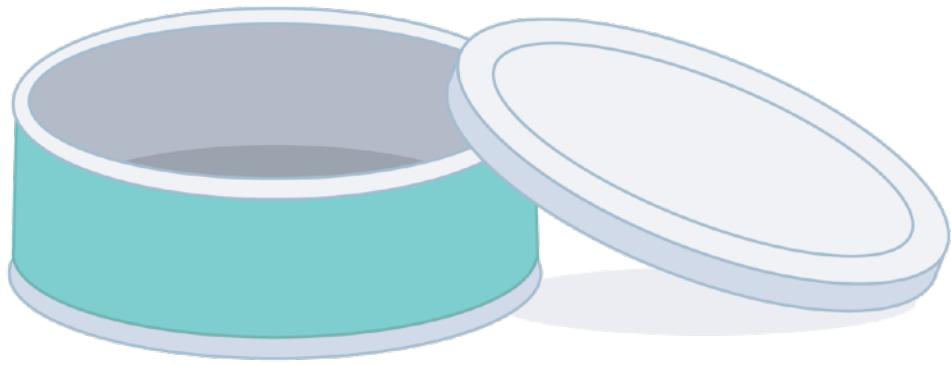


A Friendly Race


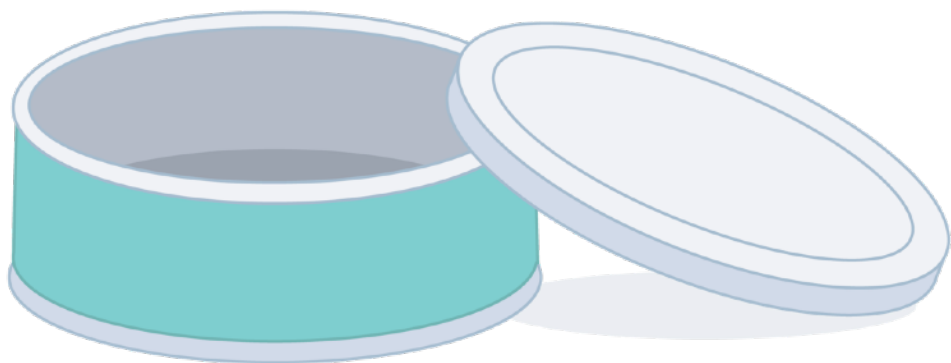


A Friendly Race

Jake tripped over a pin in a tin!
What else was in the tin?




Regent Studies | www.regentstudies.com



"Tin"


Ben's Adventure



RAM



JAM




BAG




BUS



WET



MAN




MUD



Regent Studies | www.regentstudies.com


YAM



HAM

Ben's Adventure



This story is about a man named Ben. Ben is going to a pot luck tonight at his friend's house. Ben decides to bring home made jam. Ben puts his jam in a bag and walks to the bus stop. While waiting for the bus, Ben sees a ram. The ram is swimming in a puddle. The ram is all wet. "Strange," Ben thinks. Just then, Ben sees that the ram has started to eat his jam! Oh no! Ben needs to find something else to bring to the party. Ben decides to buy a ham. Ben starts to walk back to the bus stop when he trips on a rock and falls down. Ben drops the ham in the mud. Oh no! Ben is running out of time. Just then, Ben remembers that he has a yam in his bag. "Perfect!" Ben says. Ben keeps his yam safe in the bag while he waits for the bus.



Regent Studies | www.regentstudies.com











Ben's Adventure





Ben's Adventure

Ben saw a ram swimming in a puddle. What other strange things did Ben see in the puddle? (Target: WET)



Regent Studies | www.regentstudies.com



"Wet"